

Joining a Zoom Meeting

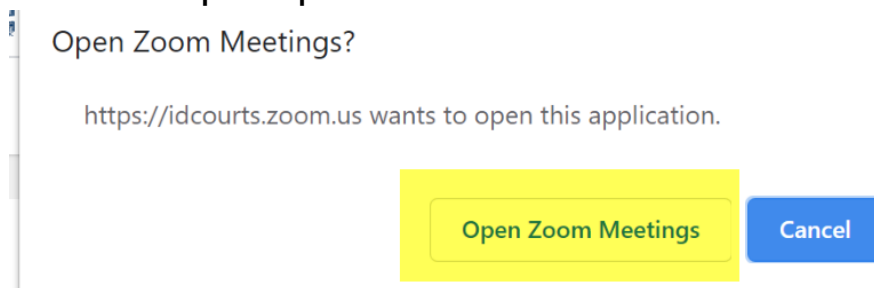
- You should receive a calendar invite or email with a link to the Zoom meeting. Click on the [Join Zoom Meeting](#) link.

[Join Zoom Meeting](#)

Phone one-tap: US: [8884754499](tel:8884754499), [681644039](tel:681644039)# (Toll Free) or [8778535257](tel:8778535257), [681644039](tel:681644039)# (Toll Free)

Meeting URL: <https://idcourts.zoom.us/j/681644039>
Meeting ID: 681 644 039

- This will prompt you to download or open the Zoom client. If this is your first meeting, you will have to run the installer and follow the prompts.



- You can also call into the Zoom meeting. From the meeting invite, find the Join by Telephone information. Dial in on one of the toll free numbers and you will be prompted to enter your meeting ID.

Join by Telephone

For higher quality, dial a number based on your current location.

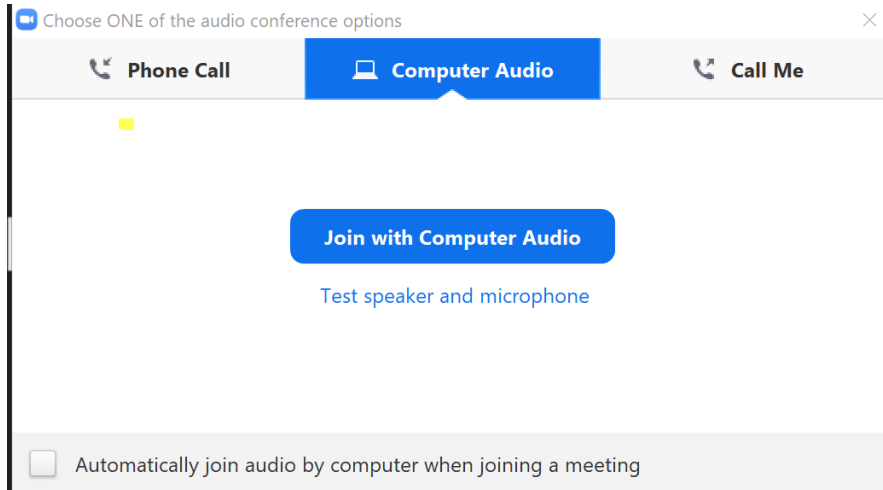
Dial:

[US: 888 475 4499](tel:8884754499) (Toll Free) or [877 853 5257](tel:8778535257) (Toll Free)

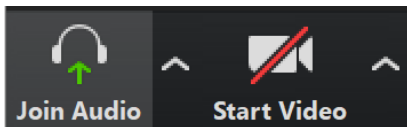
Meeting ID: [681 644 039](tel:681644039)

- You will join the meeting muted; to unmute yourself when dialing in by phone you will have to press *6.

- If you are joining by computer, you will have the option to join with computer audio. Selecting this will allow you to hear the meeting and speak through your device.



- Once you have joined the meeting you can start and stop/start your video and mute/unmute yourself with the controls in the bottom right.



- Make sure you are muted when you are not talking to minimize background noise.
- If you need assistance during the meeting, you can select the chat option on the bottom toolbar. If you do not see the chat option select the more icon on the bottom toolbar.

